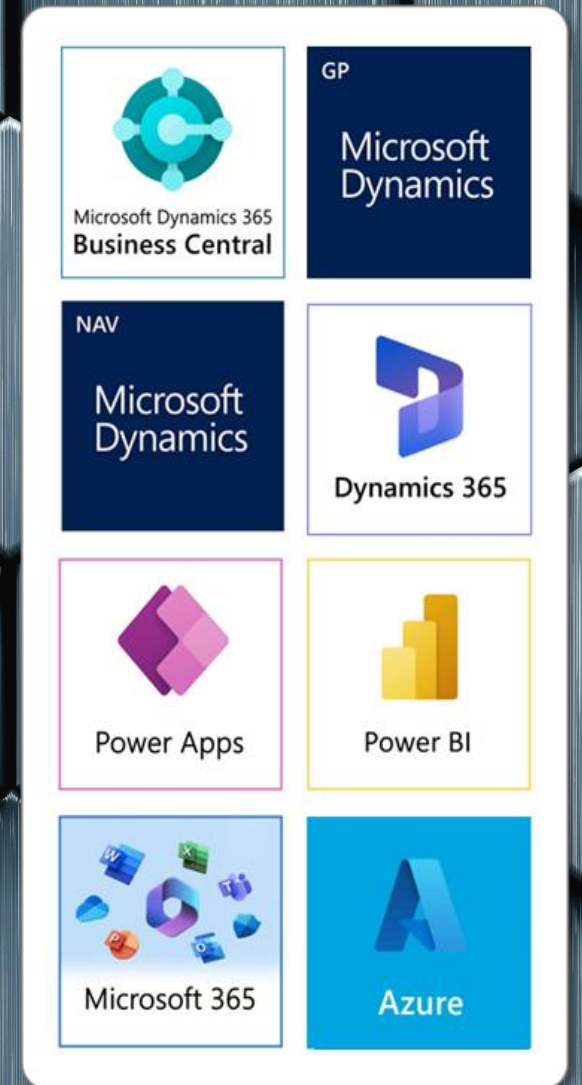




6 Tips for Digital Transformation without changing your Current ERP

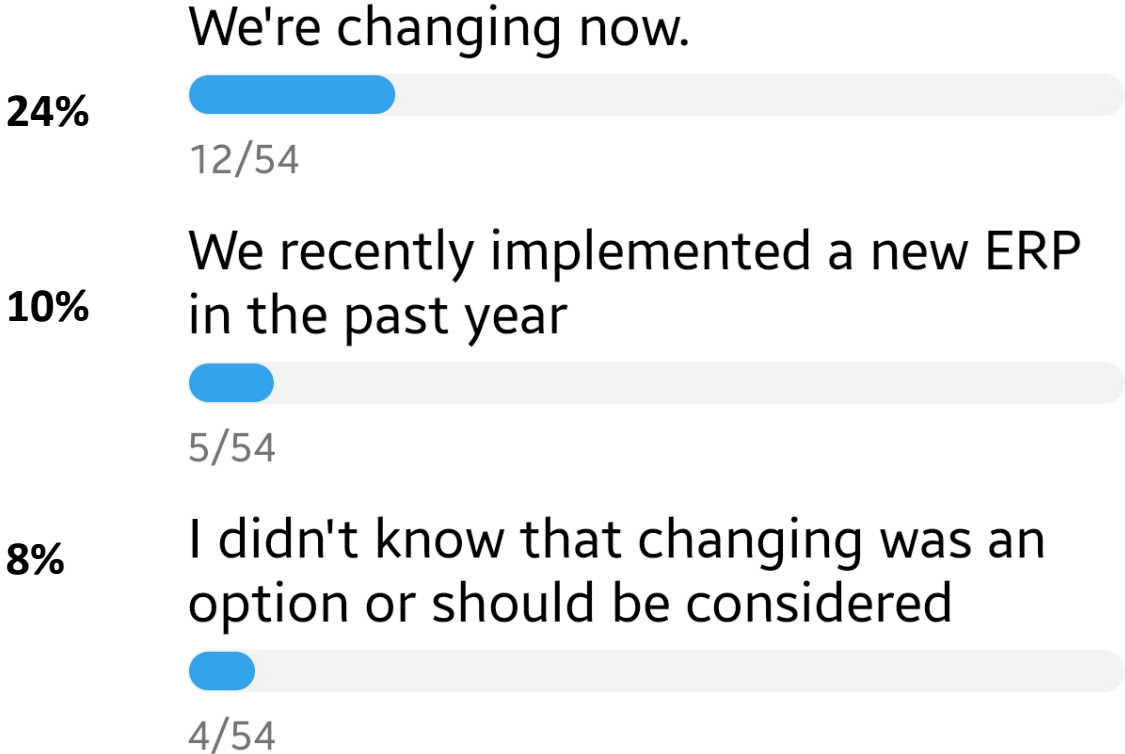
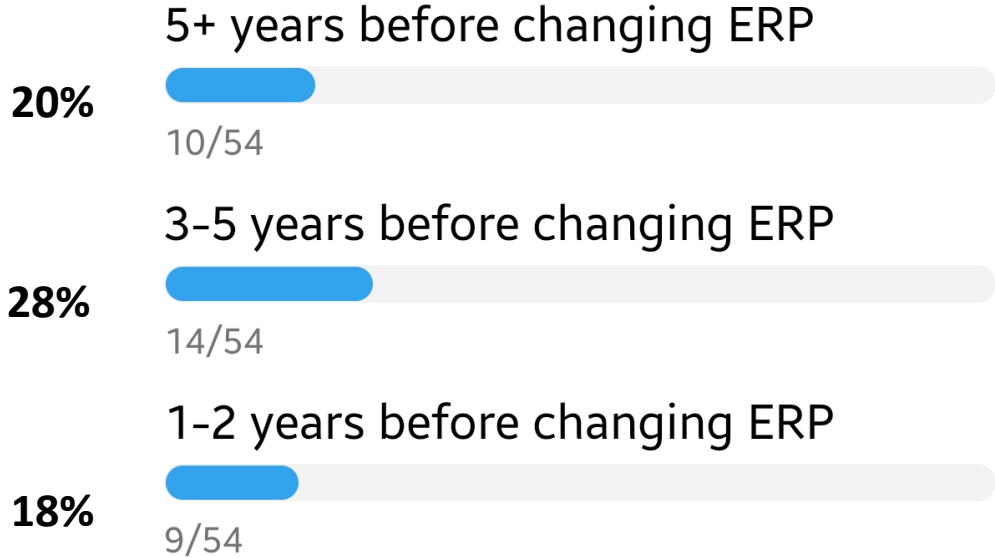


Meet Your Speakers

- **GP Support North - Scott Jorgens**
- **Endeavour Solutions - James McInnis**



Poll Results – 54 sample size



Background to our Presentation

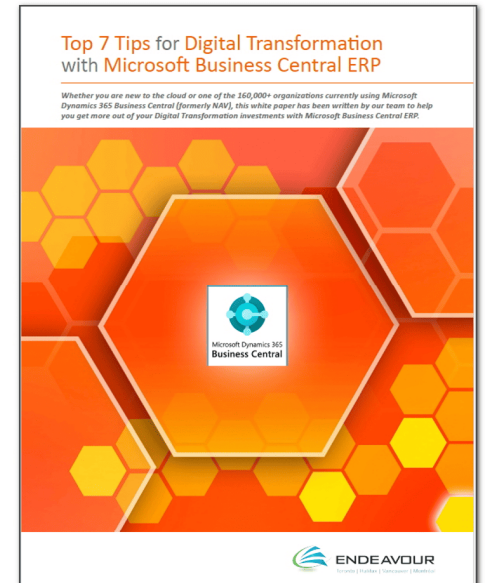
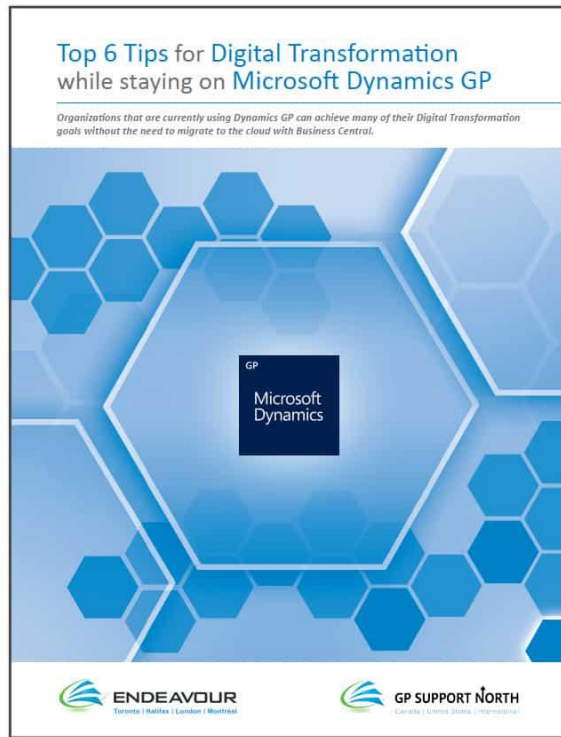


Business Applications

Microsoft
Partner



Gold Small and Midmarket Cloud Solutions
Gold Enterprise Resource Planning
Gold Data Analytics
Gold Cloud Platform
Gold Cloud Productivity



ENDEAVOUR

Toronto | Halifax | Vancouver | Montréal



GP SUPPORT NORTH

Canada | United States | International



purely CRM

ERP Tip 1 - REVIEW YOUR BUSINESS PROCESSES

- Back to the Basics – Individual process review and time studies.
- What to Look for:
 - Manual data entry
 - Business processes – open, view, edit, send, sort, save, attach, close, export etc.
 - Approvals process – who, what, where, why, when etc.



ERP Tip 1 - REVIEW YOUR BUSINESS PROCESSES

- How to Resolve
 - Start digital, stay digital
 - Look for process optimization opportunities
 - Machine-based OCR (optical character recognition) has improved 10X with AI - ie AP automation
 - Look to increase your adoption of current advanced functions within ERP and Add-on – Budgeting
 - Look for new perspectives
 - Recent hires, user groups, or external experts



Tip 2



ERP Tip 2 - FURTHER AUTOMATE FINANCE PROCESSES

- Follow the bouncing ball. Create a process map to follow key documents and touchpoints.
- What to Look for
 - eMail request for authorization to spend/pay
 - Repetitive tasks
 - Transactions that are consistent and repeated – ie lease, electric bill, or water cooler bill
 - Month-end reporting and close
 - Council reporting





ERP Tip 2 - FURTHER AUTOMATE FINANCE PROCESSES

- How to Resolve

- Change and optimize finance processes (80-20)
- Consolidate reports and create self-serve reports
- Create decision trees
 - “Guard rails’ for auto approvals
 - Automated alerts focused on exceptions
 - Quarterly summary vs monthly
- Workflow automation
 - Available 3rd party ISV (Independent Software Vendors)
 - Expense Management
 - AP Automation
 - Permits




Tip 3



ERP Tip 3 - DESIGN & BUILD ADDITIONAL LINE OF BUSINESS METRICS


- Review of business value and value-added functions – OKRs.
- What to Look for
 - Departmental apps, forms and reports
 - Administrative tasks that could be automated
 - Measurable outputs – Map out value-chain
 - Are there ERP financial metrics that support or validate OKRs in line of business?



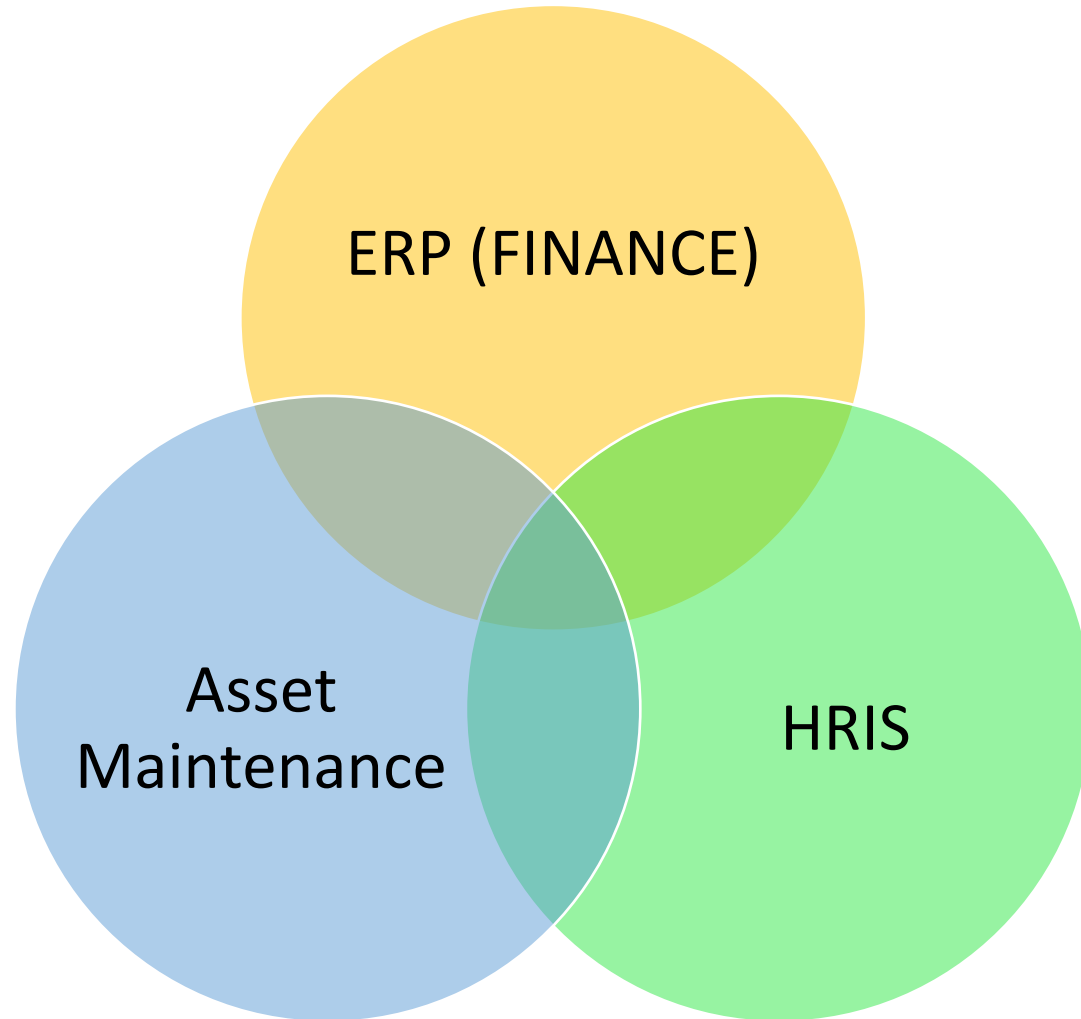
ERP Tip 3 - DESIGN & BUILD ADDITIONAL LINE OF BUSINESS METRICS

- How to Resolve

- Find data and metrics that can help other departments create OKR/ KPI dashboards
- Automate tasks for line-of-business
- Cross-functional workshops
- Multi-entity manager for central shared-services
- IT and Business Analysts can build PowerApps, Power Automate, and PowerBI with Dataverse or Azure SQL Server Datamart
- 3rd Party Reporting Tools
 - PowerBI, Questica, Vena, PSD Citywide Budget, other



ERP Tip 3 - DESIGN & BUILD ADDITIONAL LINE OF BUSINESS METRICS




RECAP (ERP Tips 1-3)

- YOUR Municipal ERP of Choice
 - Top 6 Tips for Digital Transformation
1. REVIEW YOUR BUSINESS PROCESSES
 2. FURTHER AUTOMATE FINANCE PROCESSES
 3. DESIGN AND BUILD AN ADDITIONAL LINE OF BUSINESS METRICS

Tip 4




ENDEAVOUR
Toronto | Halifax | Vancouver | Montréal



ERP Tip 4 - EXTEND SYSTEMS TO SUPPORT REMOTE SELF SERVICE


- Set up integrated web portals and cloud apps for internal and external stakeholders.
- What to Look for
 - Explore remote submissions, self-service reports, and remote approvals
 - Build some metrics on time taken per task, frequency and prevalence across each LoB
 - Inspiration from apps or providers serving common market needs. You are not alone.
 - Citizen Portal – Property tax, Utilities, Licensing, Permits, etc.



ERP Tip 4 - EXTEND SYSTEMS TO SUPPORT REMOTE SELF SERVICE

• How to Resolve

- There are a number of Cloud-based add-ons
 - Vendor specific
 - Vendor neutral
- PO requisition and approvals
- AP invoice, OCR, and approvals
- Online billing and payment processing
- Time & Expense management
- Leave / Vacation tracking and approvals
- Budget, forecast, scenario planning
- Report packages for period-end close




Tip 5




ENDEAVOUR

Toronto | Halifax | Vancouver | Montréal



ERP Tip 5 - CREATE AN EXPANDED FOCUS ON COMMUNICATIONS


- Leverage digital communications tools internally and with customers.
- What to Look for
 - Citizen and B2B communications (finance, taxes, facilities etc)
 - C-Sat surveys to citizens and vendors
 - Eliminate paper, send digital and attachments
 - Review document retention, retrieval, and storage policies (especially for approvals)
 - ISO Standards – only 7 years and only relevant info



ERP Tip 5 - CREATE AN EXPANDED FOCUS ON COMMUNICATIONS

- **How to Resolve**

- eMail is easy and universal – Create share mailboxes for AR, Finance, AP etc
- Internal Business Central workflow approval and Power Automate can attach docs from document storage such as OneDrive, SharePoint Online, and other cloud systems.
- Many ISV applications available
 - Billing and customer statements
 - Collections management
 - Budgeting workflow / collaboration
 - PO requests / approvals / collaboration
 - AP and expense approvals / collaboration




RECAP ERP (Tips 1-5)

- YOUR Municipal ERP of Choice
 - Top 6 Tips for Digital Transformation
1. REVIEW YOUR BUSINESS PROCESSES
 2. FURTHER AUTOMATE FINANCE PROCESSES
 3. DESIGN AND BUILD AN ADDITIONAL LINE OF BUSINESS METRICS
 4. EXTEND SYSTEMS TO SUPPORT REMOTE SELF SERVICE
 5. CREATE AN EXPANDED FOCUS ON COMMUNICATIONS

Tip 6



ENDEAVOUR
Toronto | Halifax | Vancouver | Montréal



ERP Tip 6 – EMBED ANALYTICS THROUGHOUT YOUR PROCESSES

- Most ERP Support Power BI Analytics.
- Most reporting tools support dashboards.
- What to Look for
 - Financial Reports and common analysis performed by your executive team and line of business
 - Challenge major strategic decisions to see if key ERP data was used as part of the decision criteria
 - Uncover best practices for metrics and related actions
 - Moving from Good to Great will require knowing what good and great looks like, and whether the data (ERP) is trusted



ERP Tip 6 – EMBED ANALYTICS THROUGHOUT YOUR PROCESSES

- **How to Resolve**



- Build a Center of Excellence around data analytics
- If TRUSTED data is lacking, find a means of capturing data on a more consistent and reliable basis
- Leverage the Analysis Mode within ERP to create on-demand pivot tables. Educate users on these advanced functions
- Microsoft Power BI visualizations and analytics can be shared on mobile, website, Teams, SharePoint etc.
- Scenario Planning and FP&A can be further enhanced with 3rd party tools including budgeting automation



Recap



ENDEAVOUR
Toronto | Halifax | Vancouver | Montréal



6 TIPS for DIGITAL TRANSFORMATION

- YOUR Municipal ERP of Choice
 1. REVIEW YOUR BUSINESS PROCESSES
 2. FURTHER AUTOMATE FINANCE PROCESSES
 3. DESIGN AND BUILD AN ADDITIONAL LINE OF BUSINESS METRICS
 4. EXTEND SYSTEMS TO SUPPORT REMOTE SELF SERVICE
 5. CREATE AN EXPANDED FOCUS ON COMMUNICATIONS
 6. EMBEDD ANALYTICS THROUGHOUT YOUR PROCESSES

Four Additional Bonus Tips (Top 10)

7. Keep your ERP System up to Date
8. Test your Back-ups with a FULL restore
9. Cyber Security
10. Plan 2-3 Years Ahead of Your ERP Replacement
 - Procurement Process
 - Council Approval
 - 8-12 Month Implementation
 - Black-out Periods
 - Start Date vs Go-Live Date


THANK YOU

- **GP Support North - Scott Jorgens**
 - sjorgens@gpsupportnorth.com
- **Endeavour Solutions – James McInnis**
 - jmcinnis@endeavoursolutions.com




GP

Microsoft
Dynamics



Top 6 Tips for Digital Transformation while staying on Microsoft Dynamics GP

Organizations that are currently using Dynamics GP can achieve many of their Digital Transformation goals without the need to migrate to the cloud with Business Central.



ENDEAVOUR
Toronto | Halifax | London | Montreal

GP SUPPORT NORTH
Canada | United States | International

6-Tips_Staying-on-Microsoft-Dynamics-GP.pdf - Adobe Acrobat Reader (64-bit)

File Edit View Sign Window Help

Home Tools 6-Tips_Staying-on-... x

2 / 12

GP TIP 1 – REVIEW YOUR BUSINESS PROCESSES 3

GP TIP 2 – FURTHER AUTOMATE FINANCE PROCESSES 4



GP TIP 3 – DESIGN AND BUILD ADDITIONAL LINE OF BUSINESS METRICS 5

GP TIP 4 – EXTEND SYSTEMS TO SUPPORT REMOTE SELF SERVICE 6

GP TIP 5 – CREATE AN EXPANDED FOCUS ON COMMUNICATIONS 8

GP TIP 6 – MAINTAIN AN UP-TO-DATE DYNAMICS GP PLATFORM 9

APPENDIX A: WHY ORGANIZATIONS SHOULD STAY ON DYNAMICS GP 11







**GP 6-TIPS
White Paper**

North American Dynamics GP Support

Powered by *people*, built on *values*, driven by *RESULTS*



We LOVE Dynamics GP



Need a new Microsoft Dynamics GP partner?

We provide remote GP consulting services and support:
Here's how we can *help you succeed!*



Contact
James
McInnis

The screenshot shows a web browser window with the URL `endeavoursolutions.ca/partners/sylogistgov/`. The page header features the Endeavour logo with locations: Toronto | Halifax | Vancouver | Montréal. Navigation links include ABOUT, SERVICES, SOLUTIONS, CLIENTS WE SUPPORT, and CONTACT. The main heading is "SylogistGov Municipal Applications for Dynamics 365 Business Central Canada".

Microsoft Business Central Municipal Cloud ERP with Core Financials, Property Tax, Canadian Payroll, Utilities and Portals.

Endeavour is an authorized implementation, training and support partner for **SylogistGov** and their specialized Microsoft Business Central ERP cloud applications for Municipality, Township, County, and City governments. Sylogist is bringing a strong Cloud-based platform to the Canadian market based on their previous purchase of Bellamy ERP, which has been rewritten for Property Tax, Utilities and Business Licensing Cloud Modules. The Core Financials are powered by Business Central, with unique modifications for fund accounting and municipal finance.

Endeavour's success in ERP support, Dynamics GP to Business Central upgrades, and implementation of Microsoft Dynamics 365 Business Central ERP brings a very strong Finance-centric acumen for helping municipalities modernize their ERP and related systems.

SylogistGov includes core financials (accounting, budgeting, GL/AP/AR, and transactions), property tax module,

sylogistTM gov

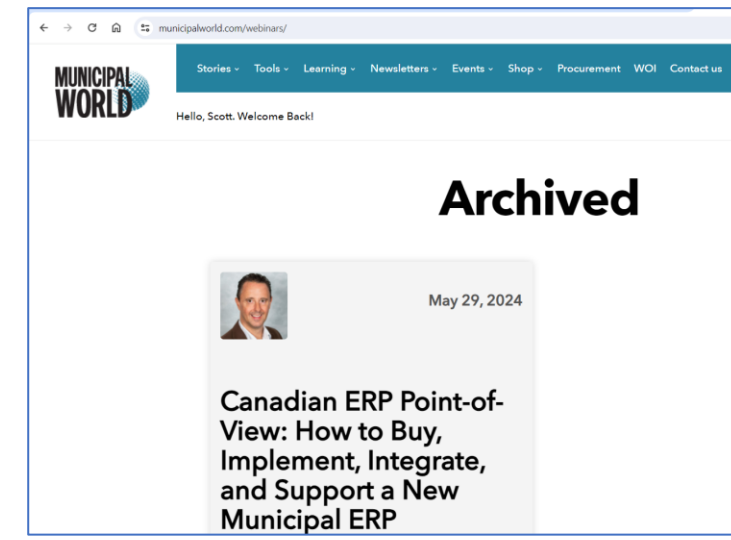

Microsoft Dynamics 365
Business Central

Contact Endeavour:

zendesk chat
Chat with us Live
Type your message here

Municipal World Magazine (online)

- How to choose a new Municipal ERP
 - Endeavour
 - Sylogist
- Webinar On-Demand Recording
- Best Practices
 - Procurement Process (See a demo first)
 - Looking at Software Needs
 - Looking at Implementation Team/Partner
 - Looking at Long Term Support



<https://www.municipalworld.com/webinars/>

